

# Pure Office II



DIGITAL RAY-PATH  
SURFACE POWER

**An office lens with wide near & intermediate visual fields but also a respectable distance vision area**

## Design Details

Working at an office does not always entail an exclusive near or intermediate vision need.

Professionals require a more flexible solution for reading, working on their computers, attending meetings, presentations and so on. For these professionals, it is also essential wearing lenses that can give them a good view of intermediate-far vision.

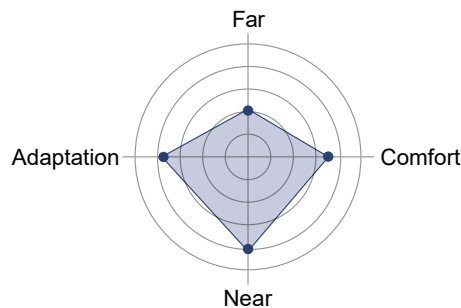
Pure Office is an innovative design which covers all the possible visual requirements that may arise when working on indoor environments, like offices, hospitals, shops, warehouses.

Near vision is delivered 17 mm under the pupil position, so it is easy to access to the near vision area, with a much better near vision than a standard progressive.

## Target & Positioning

- Ideal for those mid-age professionals who spend many time reading, working in computers and also needs to see clearly at far distance (executives, doctors, lawyers, teachers, bank tellers...)
- An exclusive office lens for near, intermediate and far vision

## Performance



## Advantages

- **Versatile indoor design, far vision is attained over pupil position**
- **Clear vision for all distances**  
**Wider near and intermediate regions compared to standard progressive**
- **Available for any addition**
- **Variable Inset: Automatic and manual**
- **Frame shape personalization available**

## Parameters

Vertex distance	×	IPD	✓
Near working distance	×	SEGHT	✓
Pantoscopic angle	×	HBOX	✓
Wrapping angle	×	VBOX	✓

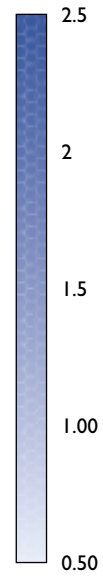

**MFH** Minimum Fitting Height

14, 18 mm

 **JUZVISION**

[www.juzvision.com](http://www.juzvision.com)

Cylinder Map  
MFH = 18 mm



Power Map  
MFH = 18 mm

